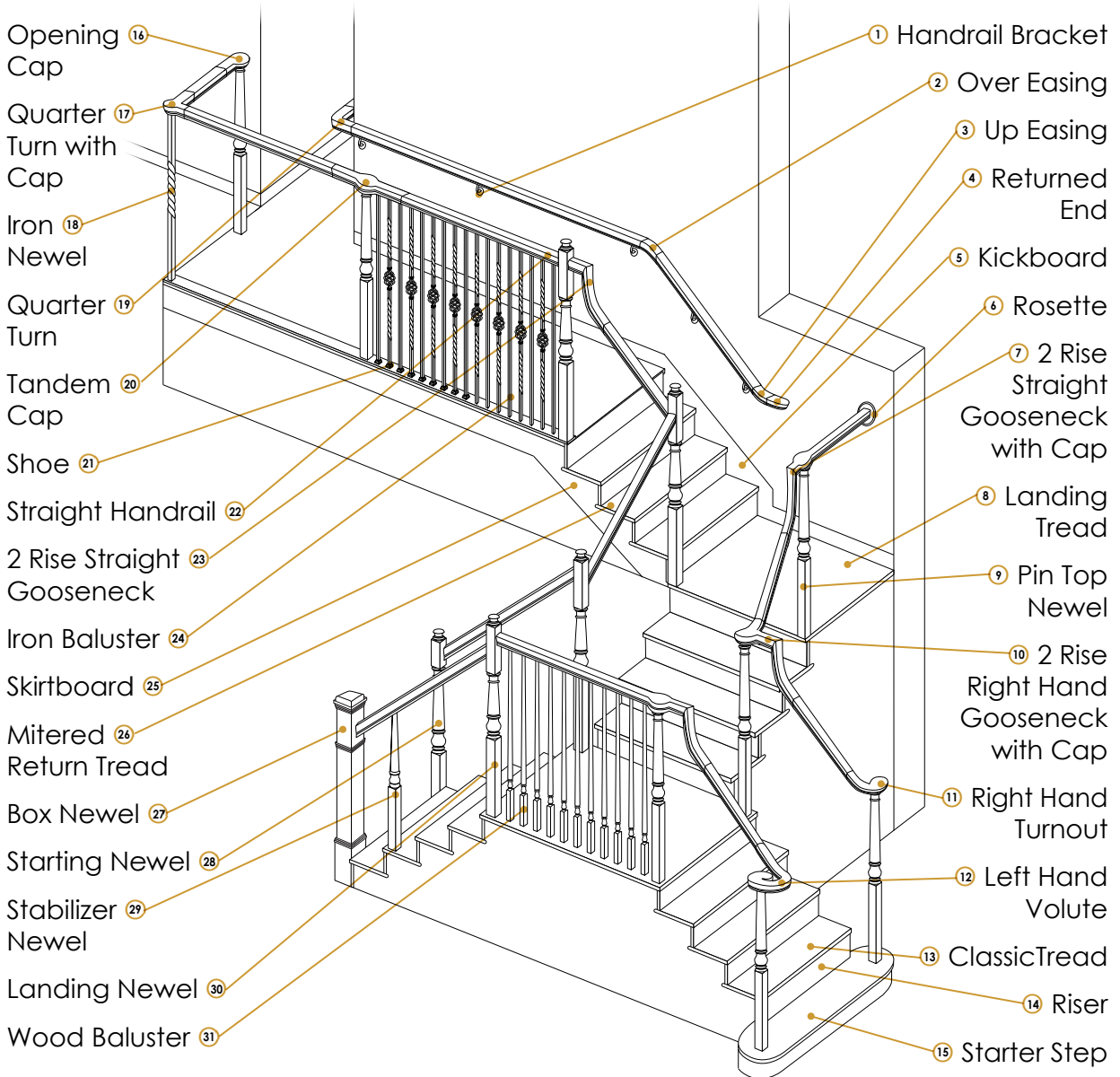


STAIR ANATOMY

staircase parts diagram overview



STAIR & RAILING PRODUCTS BY

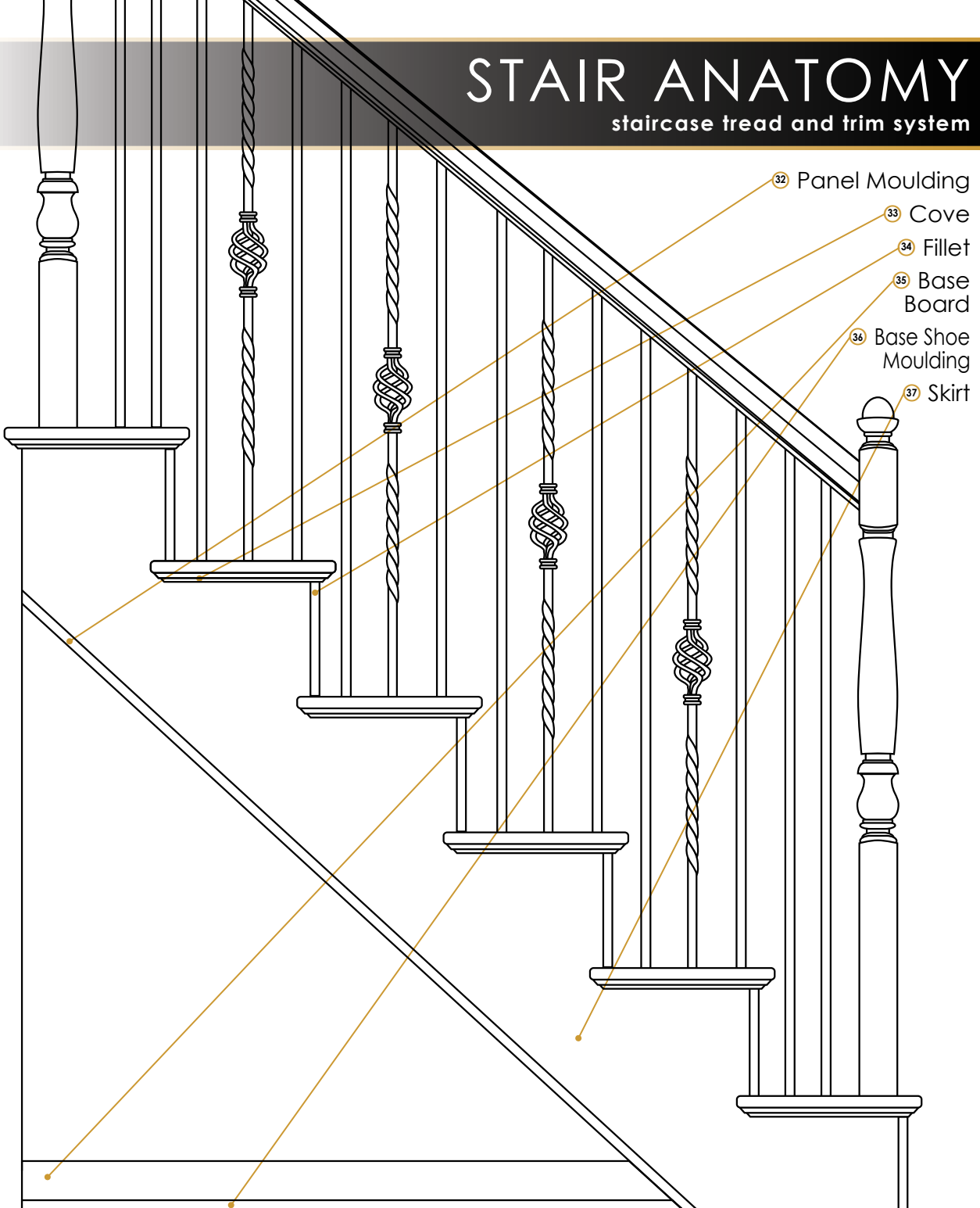


**HOUSE OF
FORGINGS**

(866) 443.4848
HouseOfForgings.net

STAIR ANATOMY

staircase tread and trim system



STAIR ANATOMY KEY

Learn more through definitions and images



1 HANDRAIL BRACKET

A support used to attach a Handrail to a wall.



2 OVER EASING

An arc that is tangent to two straight intersecting lines providing a smooth downward rounding.




3 UP EASING

An arc that is tangent to two straight intersecting lines providing a smooth upward rounding.




4 RETURNED END

A handrail fitting that with the moulding profile shaped on the end grain and used as a termination for the end of a rail.



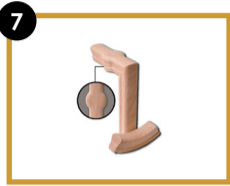
5 KICKBOARD

A long board that trims the wall above the treads on enclosed sides of a stairway.



6 ROSETTE

A decorative and anchoring wall plate used to terminate a rail into a wall.




7 2 RISE STRAIGHT GOOSENECK W/ CAP

A combination of an easing, rail segment and cap that provide for the continuous transition of a rake rail to level at the top of a flight.




8 LANDING TREAD

The top tread in a flight supported by the top riser that is attached in alignment with the floor-surface with the same nosing projection as the treads in the flight below.



9 PIN TOP NEWEL

An Over-the-Post newel that has a dowel pin turned on the top to fit into a hole in the cap of a rail fitting.



10 2 RISE RIGHT HAND GOOSENECK W/ CAP

A combination of an easing, rail segment and caps that provide for the continuous from rake rail through a level turn to a rake rail at a turn in the stairway.



11 RIGHT HAND TURNOUT

A starting rail fitting that turns 90 degrees to the starting newel offset beyond the width of the stair above.




12 LEFT HAND VOLUTE

A starting rail fitting that is designed as a spiral in plan by connecting a series of 90-degree arcs diminishing in radius by a constant value or proportion.



13 TREAD

The horizontal part of a stair upon which the foot is placed.



14 RISER

The vertical component of a step filling the space between the treads.



15 STARTING STEP

A tread with curved end that is used at the start of the stairway at the bottom.



16 OPENING CAP

A fitting is used at the end of the handrail and sits on top of a newel.



17 QUARTER TURN WITH CAP

A horizontal rail fitting used to connect two rails at an angle of 90-degrees at the top of a newel.




18 IRON NEWEL

A newel made of iron and used in the over the post system.



19 QUARTER TURN

A horizontal rail fitting used to connect two rails at an angle of 90-degrees at the top of a newel.



20 TANDEM CAP

A horizontal rail fitting used to connect two rails at an angle of 180-degrees at the top of a newel.



21 SHOE

A small iron cap attached to the base of a single baluster shoe used to mask cosmetic imperfections



22 STRAIGHT HANDRAIL

A horizontal rail intended for grasping by the hand as an assist for guidance, support, pulling, or arresting a fall.



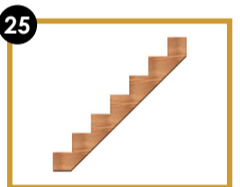
23 2 RISE STRAIGHT GOOSENECK

A combination of an easing and rail segment that provide for the continuous transition of a rake rail to level at the top of a flight.



24 IRON BALUSTERS

An iron vertical member used to in-fill and restrict the size of openings within a balustrade and/or provide support to the top of a balustrade.




25 SKIRTBOARD

A non-structural fascia used to trim the sides of stairs to which the treads and risers are fitted.



26 MITERED RETURN TREAD

A tread that has a small piece of trim on the end of the board so that the end appears to be milled to match the face.



27 BOX NEWEL

A newel, usually square in section, often made as a "box" with a hollow center, from boards joined at the corners.




28 STARTING NEWEL

A shorter newel that is used at the start of the staircase.




29 STABILIZER NEWEL

A newel used as a pin-top newel that adds support but doesn't require a cap.



30 LANDING NEWEL

The longest newel and used at landings or balconies



31 WOOD BALUSTER

A wood vertical member used to in-fill and restrict the size of openings within a balustrade and/or provide wide support to the top of a balustrade.



32 PANEL MOULDING

Trim that runs along the skirtboard on the staircase.



33 COVE

Trim that runs along the bottom of the stair treads.



34 FILET

Trim that is used along the riser of the staircase.




35 BASE BOARD

A piece of wood molding that runs along the bottom of a wall.



36 BASE SHOE MOULDING

Moulding that runs along the floor under the base board.



37 SKIRT

Trim board attached to the wall at the same pitch (angle) as the stairs.

STAIR ANATOMY KEY

see the parts in use and buy the products using product numbers

